



Government
of Canada

Gouvernement
du Canada

[Home](#) → [Environment and natural resources](#) → [Weather information](#) → [Weather](#) → [Local forecasts](#) → [Alberta](#) → [Provincial summary](#)





Edmonton Int'l Airport, Alberta







Latitude 53.31° N | Longitude 113.58° W








Past 24 Hour Conditions








Imperial units

Graphic

Date / Time (MST)	Conditions	Temperature (°C)	Wind (km/h)	<u>Wind chill</u>	Relative humidity (%)	Dew point (°C)	Pressure (kPa)	Visibility (km)
29 January 2017								
08:00	 Mostly Cloudy	-4 (-3.8)	S 11	-8	68	-9	101.7	24
07:00	 Partly Cloudy	-4 (-4.4) ↓	SSW 13	-9	64	-10	101.8	24
06:00	 Partly Cloudy	-4 (-3.9)	SSW 13	-9	67	-9	101.8	24
05:00	 Partly Cloudy	-3 (-3.0)	SSW 14	-8	64	-9	101.8	24

Date / Time (MST)	Conditions	Temperature (°C)	Wind (km/h)	Wind chill	Relative humidity (%)	Dew point (°C)	Pressure (kPa)	Visibility (km)
04:00	 Mostly Cloudy	0 (0.1)	WSW 8	*	53	-8	101.8	24
03:00	 Mostly Cloudy	-2 (-2.4)	SSW 11	-7	68	-8	101.9	24
02:00	 Mostly Cloudy	-1 (-0.6)	SW 12	-5	63	-7	101.9	24
01:00	 Partly Cloudy	-2 (-1.9)	SSW 12	-6	67	-7	101.9	24
00:00	 Mainly Clear	-2 (-1.9)	SSW 15	-7	68	-7	101.9	24
28 January 2017								
23:00	 Mainly Clear	-1 (-0.8)	S 10	-4	62	-7	101.9	24

Date / Time (MST)	Conditions	Temperature (°C)	Wind (km/h)	<u>Wind chill</u>	Relative humidity (%)	Dew point (°C)	Pressure (kPa)	Visibility (km)
22:00	 Mainly Clear	1 (0.6)	WSW 7	*	62	-6	101.9	24
21:00	 Mainly Clear	2 (1.9)	WSW 9	*	61	-5	102.0	24
20:00	 Partly Cloudy	2 (2.3)	WSW 5	*	58	-5	102.0	24
19:00	 Mostly Cloudy	3 (3.3)	WSW 11	*	60	-4	101.9	24
18:00	 Mostly Cloudy	4 (3.8)	WSW 14	*	61	-3	101.9	24
17:00	 Mostly Cloudy	4 (4.0)	SW 14	*	67	-2	101.9	24
16:00	 Mostly Cloudy	4 (4.0)	SW 8	*	65	-2	101.9	24

Date / Time (MST)	Conditions	Temperature (°C)	Wind (km/h)	<u>Wind chill</u>	Relative humidity (%)	Dew point (°C)	Pressure (kPa)	Visibility (km)
15:00	 Mostly Cloudy	5 (4.5)	SSW 8	*	64	-2	101.9	24
14:00	 Mostly Cloudy	4 (3.9)	SSW 7	*	69	-1	101.9	24
13:00	 Mostly Cloudy	5 (4.6)	SSW 10	*	64	-2	101.9	24
12:00	 Mostly Cloudy	5 (4.5)	N 3	*	64	-2	102.0	24
11:00	 Mostly Cloudy	5 (5.0) ↑	WSW 22	*	58	-3	102.1	24
10:00	 Mostly Cloudy	2 (1.9)	SSW 6	*	67	-4	102.1	24
09:00	 Mostly Cloudy	-2 (-1.6)	SSW 9	-5	74	-6	102.2	24